

No Touch Exit Sensor: K1-1/K1-2

Features & Application

No touch / Touch free Exit Sensor (Diffused Detection)

Optical/Infrared Technology

IP-55 Ingress Protection/SUS 304 Stainless steel Plate

User friendly (Healthy protection)

Free from contagious diseases spread

Detection range: 0.1 ~ 10cm

Application: Gate/Door/Exit/Automation control

High capacity of relay dry contact (3A/AC120V, DC30V)

Normally open/Normally close/Common relay output

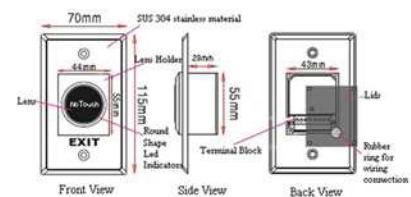
Twin led indicators for sensor standby or approached:

(1) Sensor Standby: BLUE LED ON

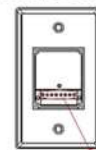
(2) Visitors whom approached to the sensor in 10cm: RED



Dimensions & Part Account

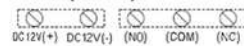


Wiring Connection



Terminal block

K1-1: (5 Pins)



K1-2: (8 Pins)



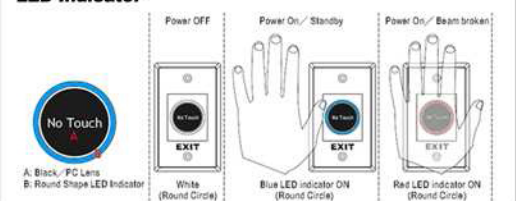
Installation



Sensor Range



LED Indicator



Specifications

Contact Rating: 3A/AC 120V, DC30V

Input Volt: DC12V

Simple and clear for operation.

Operation temperature range: 20°C ~ 55°C

Life: 500,000 Times

Durable stainless steel plate

Dimension: 115×70×29(mm)

Weight: 85g

No Touch

