

Fail Safe(Secure) Electric Bolt W/Cylinder

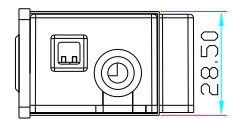
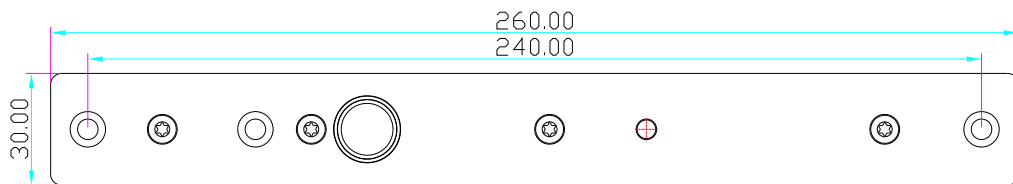


Model:EL -600A/B

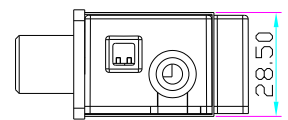
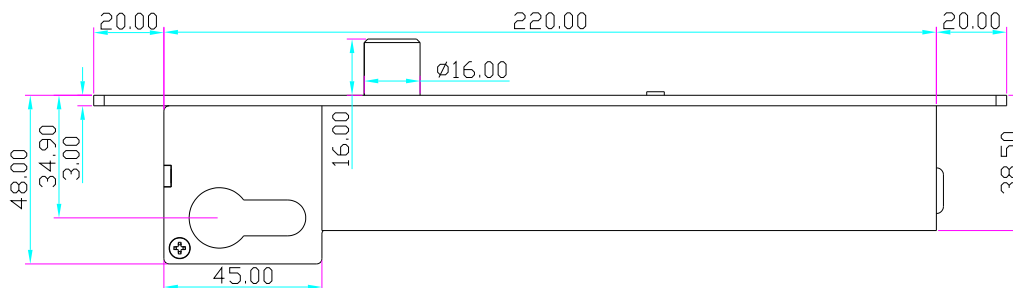
Parameters

Lock Body	215Lx35Wx38H(mm)
Magnetic Plate	100Lx25Wx2.5H(mm)
Bolt	16(prolongation)*16(diameter)(mm)
Signal Output	Lock signal(NO/NC/COM)
Time Delay	0/3/6/9sec
Voltage	12VDC
Current	Start 1000mA,Standby 90mA
Feature	Fail safe(EL -600A), Fail secure(EL -600B)
LED	Light on indicates locked, light off indicates unlocked
Detection Distance	Within 8mm
Suitable for	Wooden door,metal door,fireproof door,glass door
Material	304 stainless steel, wire draw finishing
Weight	1.9kg

Dimensions



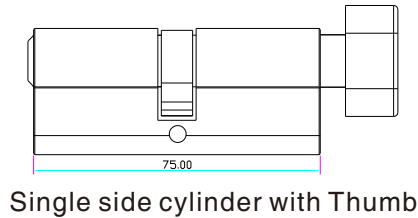
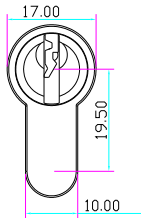
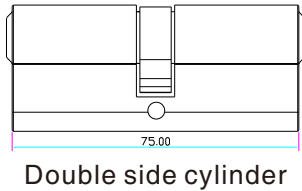
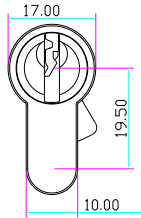
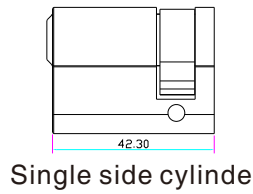
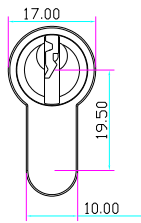
EL -600A



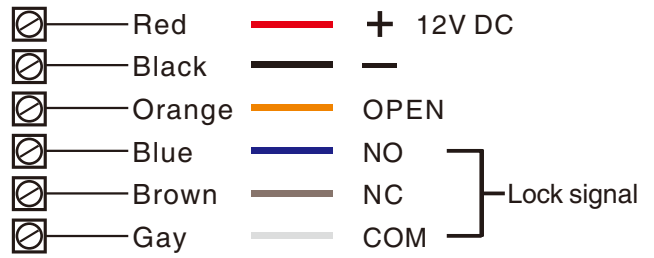
EL -600B

Optional Accessory

Single side cylinder or both side cylinder, other sizes are available too: 80/90/100/110/120mm.



Wiring Diagram



Time Delay

Adjust the delay time for locking auto matically 0/3/6/9 secs.



Installation steps

